


Matariki 3D Star



Matariki is a special time to connect with loved ones, reflect on the year that has been, and to look ahead to the future. Reflection can look different for everyone, which is why this resource is so meaningful and versatile.

TĪMATA! LET'S GET STARTED!

What you will need:

- Star template PDF (blank or lined)
- Art materials: coloured pencils, pens, markers, glitter, etc.
- Scissors
- Glue
- Hole punch
- String or ribbon

Instructions:

1. Reflect on the 9 Matariki stars and decide which ones are most meaningful to you this year. **You need at least 3 stars to make it 3D.**
2. Print one star template for each star you would like to include. You may choose blank stars for drawing or lined stars for writing – or use a mixture of both.
3. Use your art materials to colour, draw, or create something meaningful to you. As you create each star, think about:
 - **Why is this important to me?**
 - **Who does this connect to?**
 - **What memories, hopes, or goals does this represent?**
 - **How can I honour this throughout the year?**
4. Carefully cut out each completed star.
5. Fold each star in half.
6. Glue one half of a star to half of another star. Continue repeating this step until all stars are connected.
7. With the final star, glue the remaining sides together to create your complete 3D star shape.
8. Flatten the star gently and use a hole punch where marked.
9. Thread string or ribbon through the hole.
10. Display your 3D Matariki star at home or in your classroom to celebrate Matariki within your community.

The 9 Stars of Matariki

- Matariki (the mother)** Health and wellbeing
- Pōhutukawa** Loved ones who have passed away
- Tupuānuku** Food from the ground
- Tupuārangi** Food from the sky/trees
- Waitī** Freshwater nourishment
- Waitā** Seawater nourishment
- Waipuna-ā-rangi** Rainfall and nourishment
- Ururangi** Wind and weather patterns.
- Hiwa-i-te-rangi** Hopes and wishes

Reflect:

- Which Matariki stars did you choose and why?
- How do these stars connect to your life, whānau, or community?
- What memories, hopes, or goals do your stars represent?
- Which star was the most meaningful for you to create? Why?
- How does celebrating Matariki help us reflect on the past and look forward to the future?



Purpose and Connection

This activity encourages creativity, reflection, and connection while helping tamariki explore the meaning of Matariki in a personal and meaningful way – **allowing them to reflect on their identity as an individual, within their wider whānau and communities.** It also provides an opportunity to learn about and honour the whetū of Matariki, while considering ways we can continue to live by each of their values throughout the year.

Matariki 3D Star Template

A cluster of stars that rise together to mark a new year.

SCIENCE
ALIVE



Matariki

Waitī

Waitā

Tupuānuku


Tupuārangi

Pōhutukawa



Waipuna-ā-Rangi

Hiwa-i-te-rangi

Ururangi






I WISH...



Matariki 3D Star Template

A cluster of stars that rise together to mark a new year.

SCIENCE
ALIVE



Matariki

Waitī

Waitā

Tupuānuku


Tupuārangi

Pōhutukawa

Waipuna-ā-Rangi

Hiwa-i-te-rangi

Ururangi



I WISH...

